








# Ada Park

Lane County Parks

-  Parking (14 Cars, 4 Cars & Trailers)
-  Portable Restroom (Not ADA)
-  Picnic Area
-  Boat Ramp (Gravel)
-  Park Boundary

Latitude: 43° 52' 8.4"  
 Longitude: -124° 4' 22.8"  
 Acres: 99.9  
 TRS: 201201

Ownership: Lane County

