






# Hileman Park

Lane County Parks

-  Park Boundary
-  Trail
-  No Facilities

Latitude: 44° 8' 34.8"  
Longitude: -123° 7' 22.8"  
Acres: 45.4  
TRS: 160425 & 160436

Ownership: Lane County

